



<b>Project:</b>	
<b>Type:</b>	
<b>Catalog #:</b>	



**STANDARD**

**OPTIONAL**



**ILLUMINATION**

- Works with or without an AC ballast to convert new or existing fluorescent fixtures in to unobtrusive emergency lighting.
- Operates one or two lamps in the emergency mode for a minimum of 90-minutes.
- Provides a maximum initial lumen output of 800 lumens.

**ELECTRICAL**

- Dual 120/277 voltage.
- Charge rate/power "ON" LED indicator light and push-to-test switch for mandated code compliance testing.
- 6.0V long life, maintenance-free, rechargeable sealed NiCd battery.
- Internal solid-state transfer switch automatically connects the internal battery to fluorescent lamps for minimum 90-minute emergency illumination.
- Fully automatic solid-state, two rate charger initiates battery charging to recharge a discharged battery in 24 hours.
- Time delay enhancement to overcome end-of-life circuit protection.

**MOUNTING**

- Suitable for installation inside, on top or in remote\* of the fixture.
- Can be used in both switched and unswitched fixtures.
- UL Listed for factory or field installation.

**HOUSING**

- Low profile galvanized steel construction.
- Compact design fits most fluorescent fixtures.

**OPTIONS**

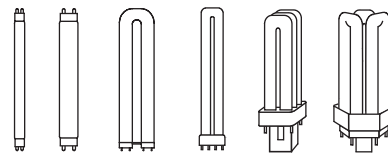
- CEC: Certified to CEC under Title 20 regulations

**WARRANTY / LISTING**

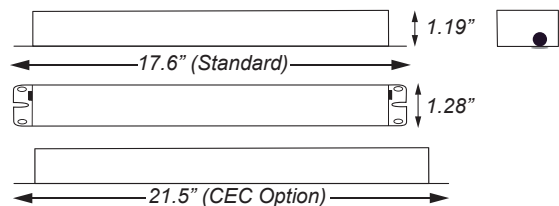
- Five year warranty against defects in material and workmanship (lamps excluded).
- Meets UL924, NFPA 101 Life Safety Code, NEC, OSHA, Local and State Codes.
- UL Listed for damp locations (0°C – 50°C).
- Suitable for use in sealed and gasketed fixtures.

**LAMP COMPATIBILITY**

- Compatible with most one-, two-, three-, and four-lamp electronic standard and dimming AC ballasts.
- Operates one or two T5, T5HO, T8, T12, Circular T5/T9, U-bend T8/T12, 4-Pin CFL and long CFL lamps in emergency mode. Refer to the chart below for a list of compatible lamps



**DIMENSIONS**



\* When battery packs are remote mounted, the remote distance cannot exceed 1/2 of the distance from ballast to lamp specified by the A.C. ballast manufacturer. The maximum allowable remote mounting distance is 50 feet.

MODEL	DESCRIPTION	OPTIONS	
ECO-BALT5-800TD	800 Lumens Low Profile T5 Fluorescent Emergency Ballast with Time Delay	CEC	Title 20 Compliant

<b>Project:</b>	
<b>Type:</b>	
<b>Catalog #:</b>	

## ELECTRICAL INFORMATION

CATALOG NUMBER	INPUT WATTS (W)		INPUT AMPS (A)	
	120V	277V	120V	277V
ECO-BALT5-800TD	2.7	2.7	0.130	0.130

## LAMP COMPATIBILITY CHART

LAMP TYPE	WATTS	INITIAL LUMENS	
		1-Lamp	2-Lamp
T5	21	500	n/a
T5	28	750	n/a
T5	35	800	n/a
T5HO	24	725	n/a
T5HO	39	750	n/a
T5HO	54	800	n/a
T8	28	650	n/a
T8	32	700	n/a
T8	40	675	n/a
T12	40	650	n/a
CFL 2G11	36	675	n/a
CFL 2G11	40	675	n/a

LAMP TYPE	WATTS	INITIAL LUMENS	
		1-Lamp	2-Lamp
CFL 2G11	50	725	n/a
CFL 2G11	55	725	n/a
CFL GR10q-4	28	500	550
CFL GR10q-4	38	600	n/a
Circular T9	32	400	n/a
Circular T9	40	475	n/a
Circular T5	22	425	n/a
Circular T5	40	650	n/a
Circular T5	55	725	n/a
U-bend T8	32	450	n/a
U-bend T12	40	400	n/a

NOTE: In 2-lamp operation, lumens are equally split between the two lamps.